


# Environmental product declaration

in accordance with ISO 14025 and EN 15804+A2

## StoPur BB 100



**Owner of the declaration:**

Sto SE & Co. KGaA

**Product:**

StoPur BB 100

**Declared unit:**

1 kg

**This declaration is based on Product Category Rules:**

CEN Standard EN 15804:2012+A2:2019 serves as core PCR

NPCR 009:2021 Part B for Technical - Chemical products for building and construction industry

**Program operator:**

EPD-Global

**Declaration number:**

NEPD-14652-15269

**Issue date:**

15.01.2026

**Valid to:**

15.01.2031

**EPD software:**

LCAno EPD generator ID: 874332

## General information

### Product

StoPur BB 100

### Program operator:

EPD-Global  
Post Box 5250 Majorstuen, 0303 Oslo, Norway  
Phone: +47 977 22 020  
web: [www.epd-global.com](http://www.epd-global.com)

### Declaration number:

NEPD-14652-15269

### This declaration is based on Product Category Rules:

CEN Standard EN 15804:2012+A2:2019 serves as core PCR  
NPCR 009:2021 Part B for Technical - Chemical products for building  
and construction industry

### Statement of liability:

The owner of the declaration shall be liable for the underlying  
information and evidence. EPD-Global shall not be liable with respect  
to manufacturer information, life cycle assessment data and  
evidences.

### Declared unit:

1 kg StoPur BB 100

### Declared unit with option:

A1, A2, A3, A4, A5, C1, C2, C3, C4, D

### Functional unit:

### General information on verification of EPD from EPD tools:

Independent verification of data, other environmental information  
and the declaration according to ISO 14025:2010, § 8.1.3 and § 8.1.4.  
Verification of each EPD is made according to EPD-Global's guidelines  
for verification and approval requiring that tools are i) integrated into  
the company's environmental management system, ii) the procedures  
for use of the EPD tool are approved by EPD-Global, and iii) the  
process is reviewed annually by an independent third party verifier.  
See Appendix G of EPD-Global's General Programme Instructions for  
further information on EPD tools

### Verification of EPD tool:

Independent third party verification of the EPD tool, background data  
and test-EPD in accordance with EPD-Global's procedures and  
guidelines for verification and approval of EPD tools. NEPD73

Third party verifier:

Elisabet Amat, GREENIZE projects

(no signature required)

### Owner of the declaration:

Sto SE & Co. KGaA  
Contact person: Linus Kaltenbach  
Phone: +49 7744571010  
e-mail: [l.kaltenbach@sto.com](mailto:l.kaltenbach@sto.com)

### Manufacturer:

Sto SE & Co. KGaA  
Ehrenbachstraße 1  
79780 Stühlingen, Germany

### Place of production:

Donaueschingen  
August-Fischbach-Straße 4  
78166 Donaueschingen, Germany

### Management system:

ISO 14001; ISO 50001; ISO 9001

### Organisation no:

DE142834082

### Issue date:

15.01.2026

### Valid to:

15.01.2031

### Year of study:

2023

### Comparability:

EPD of construction products may not be comparable if they not  
comply with EN 15804 and seen in a building context.

### Development and verification of EPD:

The declaration is created using EPD tool lca.tools ver EPD2022.03,  
developed by LCA.no. The EPD tool is integrated in the company's  
management system, and has been approved by EPD-Global.  
NEPD73

Developer of EPD: Linus Kaltenbach

Reviewer of company-specific input data and EPD: Karin Bromoe

### Approved:



Håkon Hauan, CEO EPD-Global

## Product

### Product description:

StoPur BB 100 is a PUR coating for interior application in accordance with EN 1504-2 and EN 13813. It can be used as a coloured floor coating with a decorative style, on cementitious substrates as well as on hard mastic asphalt screeds. The appearance is gloss, silk matt, or matt, depending on the used sealant. StoPur BB 100 is prepared with a stirrer, the application process is done manually with a notched trowel.

StoPur BB 100 is delivered in two components, StoPur BB 100 Component A and StoPur BB 100 Component B, which have to be mixed as stated in the technical data sheet before use. This EPD calculates the environmental impact of the correctly mixed components at the construction site.

### Product specification

The composition of the mixed product is stated in the following table:

Materials	Value	Unit
Polyol	< 40	%
Polyisocyanate	< 30	%
Mineral filler	< 40	%
Pigments	< 10	%
Additives	< 3	%

### Technical data:

The technical data stated here is relevant for the use of the declared product. Further information regarding the technical properties can be found in the Technical Data Sheet on [www.sto.de](http://www.sto.de) or the country specific product page.

Criterion	Standard / test specification	Value/ Unit
Bond strength	EN 1542	> 2.0 MPa
Viscosity (at 23 °C)	EN ISO 3219	2.800 - 4.200 mPa.s
Shore hardness type D	DIN 53505-D/EN ISO 868	34 - 40
Density (mixture 23 °C)	EN ISO 2811	1.42 - 1.50 g/cm <sup>3</sup>

### Market:

The main market is Europe with a focus on Germany.

### Reference service life, product

The service life of the product is highly dependent on use, maintenance and exposure. In accordance with the BBSR table it is stated as 40 years.

A reference service life (RSL) in accordance with ISO 15686-1,-2,-7, and -8 is not declared.

### Reference service life, building

Not relevant

## LCA: Calculation rules

### Declared unit:

1 kg StoPur BB 100

### Cut-off criteria:

All major raw materials and all the essential energy is included. The production processes for raw materials and energy flows with very small amounts (less than 1%) are not included. These cut-off criteria do not apply for hazardous materials and substances.

### Allocation:

The allocation is made in accordance with the provisions of EN 15804. Incoming energy and water and waste production in-house is allocated equally among all products through mass allocation. Effects of primary production of recycled materials is allocated to the main product in which the material was used. The recycling process and transportation of the material is allocated to this analysis.

### Data quality:

Specific data for the product composition are provided by the manufacturer. The data represent the production of the declared product and were collected for EPD development in the year of study. Background data is based on EPDs according to EN 15804 and different LCA databases. The data quality of the raw materials in A1 is presented in the table below.

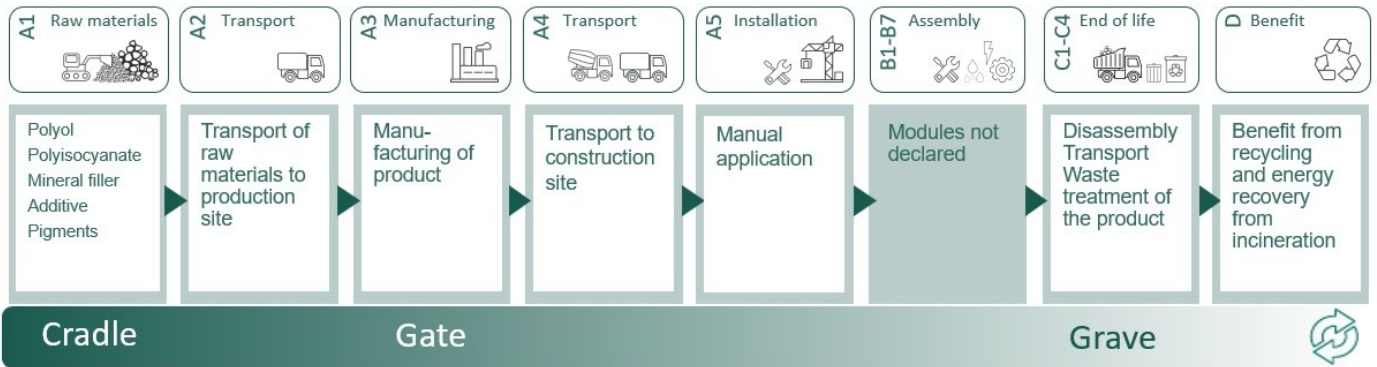
Materials	Source	Data quality	Year
Additives	CEPE RM Database v3.0	Database	2016
Additives	ecoinvent 3.6	Database	2019
Binder	CEPE RM Database v3.0	Database	2016
Binder	CEPE RM Database v3.0, ecoinvent 3.6	Database	2016
Binder	ecoinvent 3.6	Database	2019
Defoamer	ecoinvent 3.6	Database	2019
Packaging	ecoinvent 3.6	Database	2019
Pigments	CEPE RM Database v3.0	Database	2016
Pigments and Fillers	CEPE RM Database v3.0	Database	2016
Thickener	CEPE RM Database v3.0	Database	2016
Wetting agent	Ecoinvent 3.6	Database	2019

**System boundaries (X=included, MND=module not declared, MNR=module not relevant)**

Product stage			Construction installation stage		Use stage							End of life stage				Beyond the system boundaries
Raw materials	Transport	Manufacturing	Transport	Assembly	Use	Maintenance	Repair	Replacement	Refurbishment	Operational energy use	Operational water use	De-construction demolition	Transport	Waste processing	Disposal	Reuse-Recovery-Recycling-potential
A1	A2	A3	A4	A5	B1	B2	B3	B4	B5	B6	B7	C1	C2	C3	C4	D
X	X	X	X	X	MND	MND	MND	MND	MND	MND	MND	X	X	X	X	X

**System boundary:**

The scope of this EPD is cradle to gate with options, modules C1-C4 and module D. No actions are necessary during User stage.



**Additional technical information:**

When used as recommended, the waste code can be selected according to the code of the European Waste Catalogue (EWC), category 17.09 "Other Construction and Demolition Waste".

The waste code for unused product is 08 01 11\* Paint and varnish waste containing organic solvents or other dangerous substances which is hazardous waste in terms of the European directive 2008/98/EG.

Information on ingredients and emissions for certification in accordance with BREEAM, LEED, EU taxonomy, etc. can be found in the corresponding Sustainability Data Sheets.

## LCA: Scenarios and additional technical information

The following information describe the scenarios in the different modules of the EPD.

A4 (Transport to market/building site): Since the distance to the construction site can vary strongly, a distance of 300 km has been chosen, to allow simple scaling.

A5 (Installation): The product is applied according to the specifications in the technical data sheet at the construction site. StoPur BB 100 is prepared using a stirrer and applied manually. Outputs are small amounts of waste from the product itself (assumed to be a maximum of 5 %) and waste from packaging materials.

C1 (De-construction, demolition): It is assumed that StoPur BB 100 is dismantled using machinery.

C2 (Transport end of life): This stage includes the transportation effects of demolished waste to a waste processing area. The distance between the demolishing area and the waste processing area is assumed to be quite short (less than 100 km). The distance varies depending on the type of waste processing.














C3, C4 (Waste processing): StoPur BB 100 is not classified as hazardous waste and treated as mixed construction waste. A typical End of life scenario for construction waste is a mix of recycling and landfill. The End-of-life scenario is declared according to the PCR with 90% landfill and 10% recycling.

D (Environmental costs and benefits of recycling and reuse): Energy credit related to energy recovery from the incineration is included in module D.

Transport from production place to user (A4)	Capacity utilisation (incl. return) %	Distance (km)	Fuel/Energy Consumption	Unit	Value (Liter/tonne)
Truck, 16-32 tonnes, EURO 6 (kgkm)	36.7 %	300.00	0.043	l/tkm	12.90
Assembly (A5)		Unit	Value		
Electricity, Germany (kWh)		kWh	0.000278		
Material loss, including waste treatment (psc)		Units	0.05		
De-construction demolition (C1)		Unit	Value		
Diesel (L)		L	0.0000756		
Demolition of building per kg of cement-based product, C1 (kg)		kg	1.00		
Transport to waste processing (C2)	Capacity utilisation (incl. return) %	Distance (km)	Fuel/Energy Consumption	Unit	Value (Liter/tonne)
Truck, 16-32 tonnes, EURO 6 (kgkm)	36.7 %	100.00	0.043	l/tkm	4.30
Waste processing (C3)		Unit	Value		
Waste treatment of cement-based product after demolition to recycling (kg)		kg	0.10		
Disposal (C4)		Unit	Value		
Waste, inert waste, to landfill (kg)		kg	0.90		
Benefits and loads beyond the system boundaries (D)		Unit	Value		
Substitution of primary aggregates with crushed recycled cement-based products (kg)		kg	0.10		

## LCA: Results

The LCA results are presented below for the declared unit defined on page 2 of the EPD document.

Environmental impact												
Indicator	Unit	A1	A2	A3	A4	A5	C1	C2	C3	C4	D	
 GWP-total	kg CO <sub>2</sub> -eq	2.95E+00	6.11E-02	3.08E-03	5.15E-02	1.55E-01	2.67E-04	1.72E-02	7.20E-05	7.39E-03	-2.34E-04	
 GWP-fossil	kg CO <sub>2</sub> -eq	2.93E+00	6.10E-02	2.80E-03	5.15E-02	1.54E-01	2.67E-04	1.72E-02	7.10E-05	7.38E-03	-2.29E-04	
 GWP-biogenic	kg CO <sub>2</sub> -eq	1.56E-02	2.53E-05	2.80E-04	2.13E-05	8.00E-04	5.01E-08	7.10E-06	6.13E-07	8.62E-06	-4.57E-06	
 GWP-luluc	kg CO <sub>2</sub> -eq	5.96E-04	2.17E-05	1.33E-07	1.83E-05	3.24E-05	2.11E-08	6.10E-06	9.83E-08	1.81E-06	-1.55E-07	
 ODP	kg CFC11-eq	4.17E-06	1.38E-08	2.29E-10	1.17E-08	2.10E-07	5.80E-11	3.89E-09	1.40E-11	2.80E-09	-4.20E-11	
 AP	mol H <sup>+</sup> -eq	1.53E-02	1.75E-04	2.92E-06	1.48E-04	7.86E-04	2.80E-06	4.93E-05	5.75E-07	6.57E-05	-2.06E-06	
 EP-FreshWater	kg P -eq	4.50E-04	4.87E-07	1.09E-08	4.11E-07	2.26E-05	9.73E-10	1.37E-07	4.49E-09	8.37E-08	-6.09E-09	
 EP-Marine	kg N -eq	2.91E-03	3.47E-05	1.49E-06	2.93E-05	1.51E-04	1.23E-06	9.75E-06	1.68E-07	2.44E-05	-7.15E-07	
 EP-Terrestrial	mol N -eq	2.82E-02	3.88E-04	1.13E-05	3.27E-04	1.47E-03	1.35E-05	1.09E-04	1.94E-06	2.69E-04	-8.40E-06	
 POCP	kg NMVOC-eq	9.21E-03	1.49E-04	3.32E-06	1.25E-04	4.81E-04	3.72E-06	4.18E-05	5.20E-07	7.71E-05	-2.22E-06	
 ADP-minerals&metals <sup>1</sup>	kg Sb-eq	3.80E-04	1.69E-06	2.58E-09	1.42E-06	1.92E-05	4.10E-10	4.74E-07	9.01E-10	6.65E-08	-2.03E-08	
 ADP-fossil <sup>1</sup>	MJ	5.14E+01	9.23E-01	2.49E-02	7.78E-01	2.68E+00	3.68E-03	2.59E-01	2.21E-03	2.03E-01	-3.87E-03	
 WDP <sup>1</sup>	m <sup>3</sup>	3.67E+01	8.92E-01	1.40E-02	7.52E-01	2.03E+00	7.81E-04	2.51E-01	2.43E-01	1.25E+00	-1.82E-01	







GWP-total = Global Warming Potential total; GWP-fossil = Global Warming Potential fossil fuels; GWP-biogenic = Global Warming Potential biogenic; GWP-luluc = Global Warming Potential land use and land use change; ODP = Depletion potential of the stratospheric ozone layer; AP = Acidification potential, Accumulated Exceedance; EP-freshwater = Eutrophication potential, fraction of nutrients reaching freshwater end compartment; EP-marine = Eutrophication potential, fraction of nutrients reaching marine end compartment; EP-terrestrial = Eutrophication potential, Accumulated Exceedance; POCP = Formation potential of tropospheric ozone; ADP-minerals&metals = Abiotic depletion potential for non-fossil resources; ADP-fossil = Abiotic depletion for fossil resources potential; WDP = Water (user) deprivation potential, deprivation-weighted water consumption

"Reading example: 9.0 E-03 = 9.0\*10<sup>-3</sup> = 0.009"

1. The results of this environmental impact indicator shall be used with care as the uncertainties on these results are high or as there is limited experienced with the indicator

### Remarks to environmental impacts











**Additional environmental impact indicators**

Indicator	Unit	A1	A2	A3	A4	A5	C1	C2	C3	C4	D
 PM	Disease incidence	2.76E-07	3.74E-09	3.40E-11	3.15E-09	1.43E-08	7.40E-11	1.05E-09	9.00E-12	1.40E-09	-4.40E-11
 IRP <sup>2</sup>	kgBq U235 -eq	4.51E+02	4.03E-03	2.05E-05	3.40E-03	2.26E+01	1.58E-05	1.13E-03	3.70E-05	9.27E-04	-3.55E-05
 ETP-fw <sup>1</sup>	CTUe	1.73E+02	6.84E-01	8.97E-03	5.77E-01	8.72E+00	2.01E-03	1.92E-01	1.56E-03	1.11E-01	-3.99E-03
 HTP-c <sup>1</sup>	CTUh	7.41E-09	0.00E+00	0.00E+00	0.00E+00	3.71E-10	0.00E+00	0.00E+00	0.00E+00	5.00E-12	0.00E+00
 HTP-nc <sup>1</sup>	CTUh	4.77E-07	7.47E-10	1.40E-11	6.30E-10	2.39E-08	2.00E-12	2.10E-10	1.00E-12	8.00E-11	-5.00E-12
 SQP <sup>1</sup>	dimensionless	1.04E+01	6.45E-01	1.76E-03	5.44E-01	6.28E-01	4.67E-04	1.81E-01	1.25E-03	7.82E-01	8.79E-03

PM = Particulate Matter emissions; IRP = Ionizing radiation – human health; ETP-fw = Eco toxicity – freshwater; HTP-c = Human toxicity – cancer effects; HTP-nc = Human toxicity – non cancer effects; SQP = Potential Soil Quality Index (dimensionless)




"Reading example: 9.0 E-03 = 9.0\*10<sup>-3</sup> = 0.009"

1. The results of this environmental impact indicator shall be used with care as the uncertainties on these results are high or as there is limited experienced with the indicator
2. This impact category deals mainly with the eventual impact of low dose ionizing radiation on human health of the nuclear fuel cycle. It does not consider effects due to possible nuclear accidents, occupational exposure nor due to radioactive waste disposal in underground facilities. Potential ionizing radiation from the soil, from radon and from some construction materials is also not measured by this indicator.

Resource use												
Indicator	Unit	A1	A2	A3	A4	A5	C1	C2	C3	C4	D	
 PERE	MJ	3.87E+00	1.32E-02	2.07E-04	1.11E-02	1.96E-01	1.99E-05	3.71E-03	1.14E-03	7.27E-03	-9.07E-04	
 PERM	MJ	0.00E+00	0.00E+00	0.00E+00	0.00E+00	0.00E+00	0.00E+00	0.00E+00	0.00E+00	0.00E+00	0.00E+00	
 PERT	MJ	3.87E+00	1.32E-02	2.07E-04	1.11E-02	1.96E-01	1.99E-05	3.71E-03	1.14E-03	7.27E-03	-9.07E-04	
 PENRE	MJ	5.48E+01	9.23E-01	2.49E-02	7.78E-01	2.85E+00	3.68E-03	2.59E-01	2.21E-03	2.03E-01	-4.09E-03	
 PENRM	MJ	1.65E+00	0.00E+00	0.00E+00	0.00E+00	8.27E-02	0.00E+00	0.00E+00	0.00E+00	0.00E+00	0.00E+00	
 PENRT	MJ	5.64E+01	9.23E-01	2.49E-02	7.78E-01	2.93E+00	3.68E-03	2.59E-01	2.21E-03	2.03E-01	-4.09E-03	
 SM	kg	1.04E-02	0.00E+00	0.00E+00	0.00E+00	5.18E-04	0.00E+00	0.00E+00	0.00E+00	0.00E+00	0.00E+00	
 RSF	MJ	2.10E-02	4.72E-04	3.22E-05	3.98E-04	1.23E-03	4.89E-07	1.33E-04	0.00E+00	1.51E-04	-1.85E-05	
 NRSF	MJ	4.81E-02	1.69E-03	1.24E-05	1.42E-03	2.60E-03	7.20E-06	4.75E-04	0.00E+00	3.26E-04	-1.91E-05	
 FW	m <sup>3</sup>	1.34E-01	9.87E-05	3.73E-06	8.32E-05	6.71E-03	1.89E-07	2.77E-05	3.78E-06	2.50E-04	-1.42E-04	






PERE = Use of renewable primary energy excluding renewable primary energy resources used as raw materials; PERM = Use of renewable primary energy resources used as raw materials; PERT = Total use of renewable primary energy resources; PENRE = Use of non renewable primary energy excluding non-renewable primary energy resources used as raw materials; PENRM = Use of non renewable primary energy resources used as raw materials; PENRT = Total use of non renewable primary energy resources; SM = Use of secondary materials; RSF = Use of renewable secondary fuels; NRSF = Use of non-renewable secondary fuels; FW = Net use of fresh water

"Reading example: 9.0 E-03 = 9.0\*10<sup>-3</sup> = 0.009"

End of life - Waste												
Indicator	Unit	A1	A2	A3	A4	A5	C1	C2	C3	C4	D	
	HWD	kg	1.40E-02	4.76E-05	5.36E-04	4.01E-05	7.34E-04	1.08E-07	1.34E-05	2.20E-07	0.00E+00	-9.34E-07
	NHWD	kg	1.65E+00	4.49E-02	5.42E-04	3.78E-02	1.33E-01	4.35E-06	1.26E-02	6.96E-06	9.00E-01	-2.83E-05
	RWD	kg	4.47E-05	6.28E-06	3.00E-08	5.30E-06	2.92E-06	2.55E-08	1.77E-06	2.33E-08	0.00E+00	-3.07E-08

HWD = Hazardous waste disposed; NHWD = Non-hazardous waste disposed; RWD = Radioactive waste disposed

"Reading example: 9.0 E-03 = 9.0\*10<sup>-3</sup> = 0.009"

End of life - Output flow												
Indicator	Unit	A1	A2	A3	A4	A5	C1	C2	C3	C4	D	
	CRU	kg	0.00E+00	0.00E+00	0.00E+00	0.00E+00	0.00E+00	0.00E+00	0.00E+00	0.00E+00	0.00E+00	0.00E+00
	MFR	kg	0.00E+00	0.00E+00	0.00E+00	0.00E+00	5.00E-03	0.00E+00	0.00E+00	1.00E-01	0.00E+00	0.00E+00
	MER	kg	0.00E+00	0.00E+00	2.43E-03	0.00E+00	1.22E-04	0.00E+00	0.00E+00	0.00E+00	0.00E+00	0.00E+00
	EEE	MJ	0.00E+00	0.00E+00	1.44E-03	0.00E+00	7.22E-05	0.00E+00	0.00E+00	0.00E+00	0.00E+00	0.00E+00
	EET	MJ	0.00E+00	0.00E+00	2.19E-02	0.00E+00	1.09E-03	0.00E+00	0.00E+00	0.00E+00	0.00E+00	0.00E+00

CRU = Components for re-use; MFR = Materials for recycling; MER = Materials for energy recovery; EEE = Exported energy electrical; EET = Exported energy thermal

"Reading example: 9.0 E-03 = 9.0\*10<sup>-3</sup> = 0.009"

Biogenic Carbon Content		
Indicator	Unit	At the factory gate
Biogenic carbon content in product	kg C	0.00E+00
Biogenic carbon content in accompanying packaging	kg C	0.00E+00

Note: 1 kg biogenic carbon is equivalent to 44/12 kg CO<sub>2</sub>

## Additional requirements

### Greenhouse gas emissions from the use of electricity in the manufacturing phase

National production mix from import, low voltage (production of transmission lines, in addition to direct emissions and losses in grid) of applied electricity for the manufacturing process (A3).

Electricity mix	Source	Amount	Unit
Electricity, Germany (kWh)	ecoinvent 3.6	585.93	g CO <sub>2</sub> -eq/kWh

### Dangerous substances

The product contains no substances given by the REACH Candidate list.

### Indoor environment

Information on ingredients and emissions for certification in accordance with BREEAM, LEED, EU taxonomy, etc. can be found in the corresponding Sustainability Data Sheets.






## Additional Environmental Information

Additional environmental impact indicators required in NPCR Part A for construction products											
Indicator	Unit	A1	A2	A3	A4	A5	C1	C2	C3	C4	D
GWPIOBC	kg CO <sub>2</sub> -eq	2.94E+00	6.11E-02	3.01E-03	5.15E-02	1.54E-01	2.67E-04	1.72E-02	7.11E-05	7.39E-03	-2.45E-04

GWP-IOBC: Global warming potential calculated according to the principle of instantaneous oxidation. In order to increase the transparency of biogenic carbon contribution to climate impact, the indicator GWP-IOBC is required as it declares climate impacts calculated according to the principle of instantaneous oxidation. GWP-IOBC is also referred to as GWP-GHG in context to Swedish public procurement legislation.

## Bibliography

ISO 14025:2010 Environmental labels and declarations - Type III environmental declarations - Principles and procedures.  
 ISO 14044:2006 Environmental management - Life cycle assessment - Requirements and guidelines.  
 EN 15804:2012+A2:2019 Environmental product declaration - Core rules for the product category of construction products.  
 ISO 21930:2017 Sustainability in buildings and civil engineering works - Core rules for environmental product declarations of construction products.  
 ecoinvent v3, (2019) Allocation, cut-off by classification, Swiss Centre of Life Cycle Inventories.  
 Iversen et al., (2021) eEPD v2021.09 Background information for EPD generator tool system verification, LCA.no Report number: 07.21  
 Graafland, J. and Ruttenborg, M. (2023) EPD generator for NPCR009:2021, Part B for Technical - Chemical products (non-cement based products), Background information for EPD generator application and LCA data, LCA.no report number: 12.23.  
 NPCR Part A: Construction products and services. Ver. 2.0, 24.03.2021 EPD Norway.  
 NPCR 009 Part B for Technical - Chemical products for building and construction industry, Ver. 3.0, 06.10.2021, EPD Norway.

 <small>Powered by EPD-Norway</small>	<b>Program operator and publisher</b> EPD-Global Postboks 5250 Majorstuen, 0303 Oslo, Norway	Phone: +47 977 22 020 e-mail: post@epd-norge.no web: www.epd-global.com
 <small>Building with conscience.</small>	<b>Owner of the declaration:</b> Sto SE & Co. KGaA Ehrenbachstraße 1, 79780 Stühlingen, Germany	Phone: +49 7744571010 e-mail: l.kaltenbach@sto.com web: https://www.sto.com/
	<b>Author of the Life Cycle Assessment</b> LCA.no AS Dokka 6A, 1671 Kråkerøy, Norway	Phone: +47 916 50 916 e-mail: post@lca.no web: www.lca.no
	<b>Developer of EPD generator</b> LCA.no AS Dokka 6A, 1671 Kråkerøy, Norway	Phone: +47 916 50 916 e-mail: post@lca.no web: www.lca.no
	ECO Platform ECO Portal	web: www.eco-platform.org web: ECO Portal